


“LOBE” PUMPS

A range of High Quality Hygienic Stainless Steel Positive Displacement Pumps for use in the food Process Industries

SALIENT FEATURES

- These Pumps are meant for high Mechanical Efficiency means less energy Consumption, Lower Cost Smaller Motors, Lower Drive Costs.
- Easy-clean pump of head which is ideal for in place cleaning, or can be rapidly stripped for manual cleaning, without disconnecting the pipe work.
- Positive, Uninterrupted Displacement by specially designed rotors creates a steady, gentle pumping action which does not shear, agitate or aerate the product.
- Pumping chambers are without pockets or crevices to harbor bacteria or contaminants. No Contact between moving parts and no internal bearings in the pump head.
- Solid stainless steel, ASI 316 quality, pump head, rotors and shafts. Food quality rubber covered and plastic rotors are also available.
- Robust, Cast Iron gear case enclosing oil Lubricated rolling bearings are precision timing gears.
- Generous distance separating the pump head from the gear case.
- End Connection / Port Flanged / Threaded – Customized.



TYPICAL APPLICATIONS FOR POSITIVE DISPLACEMENT

- **Dairy :**
Cream, Milk, Cheese, Curd & Whey, Cottage, Cheese, Yogurt, Margarine, Butter
- **Bakery : -**
Batters, Flavorings, Frostings, Fruit Fillings, Fat & Oils , Sweeteners , Yeast Slurry Dough.
- **Meat Packing :**
Meat-Emulsions, Ground Meat, Pet Foods, Extracts , Minced Meat , Sausage Meat.
- **Beverage :**
Beer , Wort , Yeast , Alcohols & Wines soft Drinks , Fruit Concentrates , Fruit Drinks , Essences.
- **Pharmaceutical :**
Pill Pastes , Syrup , Slurries , Extracts , Latex Emulsion.
- **Canning :-**
Tomato Paste , Fruit Paste , Cream Style , Vegetables , slurries , Puddings , Jams , Jellies , Salads Dressings , Mayonnaise , Baby Foods , Soups , Stews.
- **Confectionery :**
Syrups , Cream Fillings , Chocolates , Coffee Caramel.
- **Cosmetics :**
Heand & Face Creams , Lotion Shampoos , Dyes , Alcohols , Essential Oils.

OPTIONS

- Manual Control By-pass
- Relief Valve
- Jacked Rotor case
- Electric Heating Tapes
- Trolley




MODEL	PORT CONNECTION	MAXIMUM HEAD		MAX	PUMP MAX CAPACITY	
		BAR	PSI		LPM	IGPM
LOBE-100	25 MM (1")	7	100	960	100	22
LOBE-150	38 MM (1 1/2")	7	100	960	100	35
LOBE-200	50 MM (2")	7	100	720	300	67
LOBE-250	65 MM (2 1/2")	6	87	720	450	100
LOBE-300	80 MM (3")	7.6	87	600	480	110
LOBE-400	100 MM(4")	5	72	600	750	168




VERTICAL LOBE PUMP



VERTICAL LOBE PUMP



FLANGED LOBE PUMP



LOBE PUMP WITH GEAR MOTOR



JEKETED LOBE PUMP



BELT DRIVEN LOBE PUMP

Video Link : <https://www.youtube.com/watch?v=bYgdZER3vCY>